



CONFIGURATIONS FORMATS

BASIS RHO EDITION


TYPE	LENGTH X WIDTH	THICKNESS	WEIGHT	RECOMMENDED APPLICATION
RGLR	500 x 500 mm	25 mm	ca. 17 kg	floor, wallcladding, interior
RND	∅ 700 mm	25 mm	ca. 20 kg	wall & interior
LRG	800 x 800 mm	25 mm	ca. 40 kg	interior



RGLR



RND



LRG

BASIS RHO POTENTIAL CUSTOMIZED REQUEST

TYPE	LENGTH X WIDTH	THICKNESS	RECOMMENDED APPLICATION
single executions	max. 2000 mm	25 – 30 mm	Single executions table tops, interior
from 1 sqm	max. 1400 x 1400 mm	25 – 80 mm	wall & floor